


USER MANUAL

P. AIR CLEAR



SEE
WHAT YOU
CAN DO

IMPORTANT

Please keep this User Instruction for your reference. This respirator reduces the exposures to airborne particles. All wearer must read and understand this **User Instruction** provided as a part of the product packaging. Follow all local regulations. A written respiratory protection program must be implemented in accordance of the requirements of OSHA 1910.134, including training, fit testing and medical evaluation. Keep this *User Instruction* for future reference. Please note: This respirator is intended for single use and cannot be reused.

Use For

- Particles such as those from grinding, sanding, sweeping, sawing, bagging, or processing minerals, coal, iron ore, flour, metal, wood, pollen and other solid particles.
- Liquid or non-oil based droplets from sprays that do not also emit oil aerosols or vapors.
- Solid particulates and liquid mists in concentrations not exceeding 10x PEL/OEL. Follow all applicable local regulations.

For additional and latest information visit the webpage www.optrel.com. Always follow the User Instruction and use in indicated manner.

Do Not Use For

DO NOT use for gases, vapors, oil containing aerosols, asbestos, arsenic, cadmium, lead, 4,4-methylene dianiline (MDA) or abrasive blasting. DO NOT use for particulate concentrations exceeding 10x the occupational exposure limit or applicable government regulations, whichever is lower. DO NOT use in a manner not specified in the instructions for use. This respirator does not supply oxygen.

Biological Particles

The respirator reduces inhalation exposures to airborne biological particles (e.g. M.Tuberculosis) but cannot offer absolute protection from infections, illness or disease. OSHA and other government agencies have not established safe exposure limits for these contaminants.

Use Instructions

1. The respirator is intended for single use and cannot be reused.
2. Store the respirator away from contaminated areas.
3. Inspect respirator before use to ensure that it is in good operation condition. Examine all the respirator parts for signs of damage including the two headbands, attachment points and nose clip. The respirator must be disposed immediately if parts are damaged or missing. The filtering facepiece must be inspected prior use: Make sure the breathing zone is free from any damage. Immediately replace respirator if damaged.

4. Failure to follow all instructions and limitations on the use of this respirator and/or failure to wear this respirator during all times of exposure can reduce respirator effectiveness and **may result in sickness or death.**

5. In the U.S., before occupational use of this respirator, a written respiratory protection program must be implemented meeting all the requirements of OSHA 29 CFR 1910.134, such as training, fit testing, medical evaluation, and applicable OSHA substances specific standards. Follow all applicable local regulations.

6. Leave a contaminated area immediately and contact supervisor if dizziness, irritation, or other distress occurs.

7. Conduct a seal check before each use as specified in the Fitting Instructions section. **If you cannot achieve a proper seal, do not use the respirator.**

8. Change the respirator when it is saturated with humidity, particulates or breathing becomes difficult; or every 4 hours after continuous use, only change in a safe environment.

9. Dispose the used product in accordance with all applicable regulations.

Use Limitations

1. This respirator does not supply oxygen. Do not use it in atmospheres containing less than 19.5% oxygen.

2. Do not use respirator when concentrations of contaminants are immediately dangerous to life and health, are unknown or when concentrations exceed 10x the permissible exposure limit (PEL) or according to specific OSHA standards or applicable government regulations, whichever is lower.

3. Do not alter, wash, abuse or misuse the respirator.

4. The respirator is intended for single use and cannot be reused.

5. Do not use with beards or other facial hair or other conditions that prevent a good seal between the face and the sealing surface of the respirator.

6. Respirators can help protect your lungs against certain airborne contaminants. They will not prevent entry through other routes such as the skin, which will require additional personal protective equipment (PPE).

7. This respirator is designed for occupational/professional use by properly trained adults. This respirator is not designed to be used by children.

Storage Conditions and Shelf Life (Details see last page)

Before use, store respirators in the original packaging away from contaminated areas, dust, sunlight, extreme temperatures, excessive moisture and damaging chemicals.

When stored in accordance with temperature and humidity conditions specified below, the product may be used until the "use by" date specified on packaging. Always inspect product and conduct a user seal check before use as specified in the *User Instructions*. **If you cannot achieve a proper seal, do not use the respirator.**

Time Use Limitation

If respirator becomes damaged, soiled or breathing becomes difficult (e.g. saturated with breathing air humidity), leave the contaminated area immediately and replace the respirator.

The respirator is intended for single use and cannot be reused.

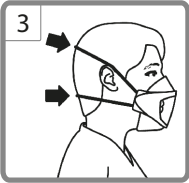
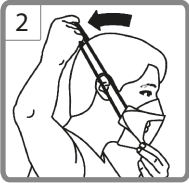
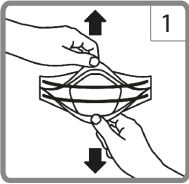
Acceptable Fit Test Protocols

Fit Test Protocol*

Qualitative Protocols	Saccharin	Acceptable with this product!
	Bitrex TM	Acceptable with this product!
Quantitative Protocols*		Acceptable with this product!

*Refer to OSHA 1910.134.

Fitting - and Removal Instructions



Use clean hands when handling a respirator.

1. Remove packaging and open the respirator and take hold of the head straps.
2. Hold the respirator over your nose, mouth and chin, lightly secure on the face with one hand on the outside, and with your free hand pull the two retaining straps over your head. Do not touch the respirator on the inside.
3. Pull the lower retaining strap under your ears and pull the upper retaining strap over the back of your head.
4. Press the nose clip onto your face with both index fingers.
Spectacle wearers: remove the spectacle to adjust the nose clip!
Pinching the nose clip using one hand may result in improper fit and less effective respirator performance. Use two hands.
5. Perform a User Seal Check prior to each wearing. To check the respirator-to-face seal, place both hands completely over the respirator and exhale sharply. Be careful not to disturb the position of the respirator. If air leaks around nose, readjust the nosepiece as described in step 4.

If you CANNOT achieve a proper seal, DO NOT enter the contaminated area. Report to your supervisor.

Removal Instructions:

Spectacle wearers: remove glasses before removing the respirator. Hold the retaining straps with both hands, pull over your head and remove the respirator from your face. Remove the respirator without touching the respirator components. Wash and clean your hands after removing the respirator. Dispose of used product in accordance with applicable regulations.

Single use only! Do not reuse!

End of Shelf Life

Use respirators before the "used by" date specified on the packaging
(date format MM/YYYY)



Storage temperature Range

+23°F (-5°C) to +77°F (+25°C)



Storage Maximum Relative Humidity

<80% RH (not exceeding 80%)



Specifications (We reserve the right to make technical changes)

Material Composition	Straps: Latex free elastic Nose clip: Metal Nose foam: Polyurethan Window: Polypropylen Filter: Polypropylen
Weight	Approximate 0.25 oz.
Country of Origin	Made in Switzerland
Standards	NIOSH (see below)

declaration of conformity
<https://www.optrel.com/service/downloads/>



optrel tec ag

Industriestrasse 2
CH-9630 Wattwil

Phone: +41 (0)71 987 42 00
Fax: +41 (0)71 987 42 99

info@optrel.com
www.optrel.com

optrel inc.

5 Division St #35
US-East Greenwich, RI 02818

Phone: +1 401-398-7240
Fax: +1 401-398-2740

info@optrel.com
www.optrel.com



optrel tec ag
Industriestrasse 2, 9630 Wattwil, Switzerland
0041 - 71 - 987 42 00



This respirator is approved only in the following configuration:

TC-	Protection ¹	Respirator	Cautions and Limitations ²
		4190.020	
84A-9434	N95	X	ABCJMNOP

1. PROTECTION

N95 - Particulate Filter (95% filter efficiency level) effective against particulate aerosols free of oil; Time use instructions may apply

2. CAUTIONS AND LIMITATIONS:

- A - Not for use in atmospheres containing less than 19.5 percent oxygen.
- B - Not for use in atmospheres immediately dangerous to life or health.
- C - Do not exceed maximum use concentrations established by regulatory standards.
- J - Failure to properly use and maintain this product could result in injury or death.
- M - All approved respirators shall be selected, fitted, used, and maintained in accordance with MSHA, OSHA, and other applicable regulations.
- N - Never substitute, modify, add, or omit parts. Use only exact replacement parts in the configuration as specified by the manufacturer.
- O - Refer to User's Instructions, and/or maintenance manuals for information on use and maintenance of these respirators.
- P - NIOSH does not evaluate respirators for use as surgical masks.